

# WOODWORKING / CARPENTER TOOLS



Postal Address : 79A, Pocket GG-1, Vikas Puri, New Delhi – 110018, India

Phone : 91 9891027608 / 91 11 2854 6891

Fax : 91-11-2854 0898

Website : [www.abmtools.com](http://www.abmtools.com)

: [www.abmtools.net](http://www.abmtools.net)

e-mail : [abmtools@vsnl.net](mailto:abmtools@vsnl.net)

1. CARPENTER HOBBY TOOL KIT (5 Pcs.)
2. BLOCK PLANE (Cast Iron)
3. BLOCK PLANE (Sheeted)
4. HOBBY BRASS PLANE
5. JACK PLANE (Plain Base and Corrugated Base)
6. JACK PLANE BLADE
7. JACK PLANE (Sheeted)
8. BEVEL SQUARE (Cast Iron)
9. ADJUSTABLE BEVELS
10. BRASS VERNIER CALLIPERS
11. ECONOMY VERNIER CALLIPERS
12. WOOD WORKING CALIPER
13. CARPENTER TRY SQUARE  
WOODEN BASE  
CAST IRON
14. BREAST DRILL MACHINE
15. HAND DRILL MACHINE
16. HAND DRILL MACHINE (Special)
17. DRILL CHUCK
18. PRONG DRIVE
19. CIRCLE CUTTER
20. LACE BOBBEN DRIVE
21. FLAT WOOD BIT
22. MARKING GAUGE
23. WOODEN Mallet
24. MITRE BOX
25. MITRE SQUARE
26. PAINT MIXER
27. SPOKE SHAVE PLANE
28. SAW SET PLIER (German Type)
29. SAW SET PLIER (Pistol Type)
30. STAINLESS STEEL GOUGES
31. STAINLESS STEEL CHISELS
32. WOOD WORKING CHISELS
33. MINIATURE CHISEL TOOL KIT (HSS)

- 34. COPING SAW FRAME
- 35. COPING SAW BLADE
- 36. WOOD SAW
- 37. C OR G CLAMP (Drop Forged)
- 38. C OR G CLAMP (Ductile)
- 39. C OR G CLAMP (Sheeted) (Welded / Pressed)
- 40. T BAR CRAMPS
- 41. CORNER CLAMP
- 42. F CLAMP (Bar Cramps)
- 43. WOODWORKING VICE

## 1. CARPENTER HOBBY TOOL KIT (5 Pc)



- Packed In Wooden Box.
- Assorted Items Which Is Most Commonly Used.

<b>Item Code No.</b>
ABM-WWT-1250

## 2. BLOCK PLANE (Cast Iron Body)



- Cast Iron Body.
- Bottom Perfectly Machined.
- Carbon Steel Blade (Hardened And Tempered).
- Available With Or Without Knob.

<b>Item Code No.</b>	<b>Size</b>	
	<b>MM</b>	<b>Inch</b>
ABM-WWT-1261	125	5
ABM-WWT-1262	140	5-1/2
ABM-WWT-1263	175	7
ABM-WWT-1263b	200	8
Please Mention With Or Without Knob While Placing Order		


### 3. BLOCK PLANE (Sheeted)



- Made Of Sheet Body (Fabricated).

Item Code No.	Size
ABM-WWT-1260	5" (125 mm)
ABM-WWT-1260b	7" (175 mm)

### 4. HOBBY BRASS PLANE



Item Code No.	Item
ABM-WMT-1366	Block
ABM-WMT-1367	Scraper
ABM-WMT-1368	Bull Nose

### 5. JACK PLANE (Plain Base & Corrugated Base)



- Cast Iron Body.
- Blade made out of Alloy Steel, Hardened and ground.
- Bottom Perfectly Machines.
- Engineered for High Precision.
- Seasoned knob & Handle.

- Available With Or Without Corrugated Base.

Item Code No. Plain Base	Item Code No. Corrugate Base	Size			Blade Size (Inch)
		Inch	MM	No.	
ABM-WWT-1370	ABM-WWT-1378	8	200	3	1-3/4
ABM-WWT-1371	ABM-WWT-1379	9	225	4	2
ABM-WWT-1372	ABM-WWT-1380	9-3/4	245	4	2
ABM-WWT-1373	ABM-WWT-1381	14	350	5	2
ABM-WWT-1374	ABM-WWT-1382	18	450	6	2-1/4
ABM-WWT-1375	ABM-WWT-1383	20	500	7	2-1/4
ABM-WWT-1376	ABM-WWT-1384	22	550	7	2-1/4
ABM-WWT-1377	ABM-WWT-1385	24	600	8	2-1/2

## 6. JACK PLANE BLADE



Item Code No.	Size	
	Inch	MM
ABM-WWT-1400	1-3/4	45
ABM-WWT-1401	2	50
ABM-WWT-1402	2-1/4	57

## 7. JACK PLANE (Sheeted)



- Special Quality Steel Sheet.
- Sheet fabricated with Carbon Steel Blade.
- Bottom Perfectly Machined.
- High Carbon Steel Cutter (Hardened And Tempered).
- Knob And Handle Made Of Plastic.

- With Adjustable Screw Made Out Of Brass / Steel

Item Code No.	Size	
	Inch	No.
ABM-WWT-1386	9	4
Please Mention Colour & Screw Either Brass Or Steel While Placing Order		

## 8. BEVEL SQUARE (Cast Iron)



- Cast Iron.
- With Wing Nut.
- Finish : Self / Painted.

Item Code No.	Size	
	MM	Inch
ABM-WWT-1256	150	6
ABM-WWT-1257	200	8
ABM-WWT-1258	250	10
ABM-WWT-1259	300	12
Please Mention Finish While Placing Order		

## 9. ADJUSTABLE BEVELS



- Polished Wood Stock.
- With Solid Brass Fitting.
- With Forged Brass Wing Nut & Tips.
- Chemically Blacked Steel blades.
- Fully Adjustable To Any Angle For Marking, Checking Or Transferring Angle.

- For Use on Inside or Outside Corners For Perfect Layout.

Item Code No.	Size	
	MM	Inch
ABM-WWT-1251	95	3-3/4
ABM-WWT-1252	190	7-3/4
ABM-WWT-1253	230	9-3/16
ABM-WWT-1254	250	10
ABM-WWT-1255	270	10-3/4

## 10. BRASS VERNIER CALLIPERS



- Stepped Jaw construction for inside and outside measurement.
- Graduated in m.m. and inch sizes.
- Made of Brass.

Item Code No.	Measuring Range
ABM-EPT-2855	0 – 3 Inch (0 – 75 mm)
ABM-EPT-2856	0 – 4 Inch (0 – 100 mm)

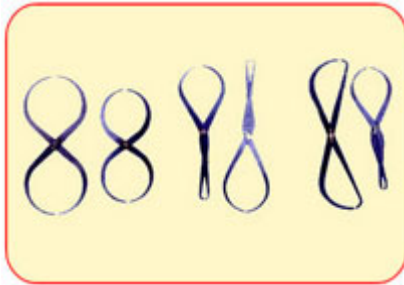
## 11. VERNIER CALLIPER (Economy)



- Graduated in m.m. and inch sizes.
- Handy Tool for measuring Inside, Outside and Depth.
- Thumb control with Locking Device.
- Moderately priced.
- Best for hobbist and for general use.

Item Code No.	Size	
	Inch	MM
ABM-WWT-1335	5	125
ABM-WWT-1336	6	150


## 12. WOODWORKING CALLIPER



Item Code No.	Name Of Item	Size	
		Inch	MM
ABM-WWT-1460	Double Ended	7	175
ABM-WWT-1461	Inside & outside	9	225
ABM-WWT-1462	Inside & Outside	7	175
ABM-WWT-1463	Inside & Outside	4	100
ABM-WWT-1464	Double Ended	6	150
ABM-WWT-1465	Double Ended	6	150

## 13. CARPENTER TRY SQUARE (Wooden Base and Cast Iron)

### (a) Wooden Base



- Best Quality Try Square With Brass Faced Polished Wood Stock.
- Chemically Blacked Steel Blades.
- Precision In Accuracy.

Item Code No.	Blades	
	Inch	MM
ABM-WWT-1304	3	75
ABM-WWT-1305	6	150
ABM-WWT-1306	9-3/16	230
ABM-WWT-1307	12	300

**(b) Cast Iron**



- Carbon Steel Blade.
- Graduate In Cms / Inches.
- Made Of Cast Iron.
- Graduation Available On Single Side / Both Sides.

Item Code No.	Blades	
	MM	Inch
ABM-WWT-1308	150	6
ABM-WWT-1309	200	8
ABM-WWT-1310	225	9
ABM-WWT-1311	250	10
ABM-WWT-1312	300	12
ABM-WWT-1313	350	14
ABM-WWT-1314	400	16
ABM-WWT-1315	450	18

Please Mention Graduation On Single Side Or Both Side While Placing Order

**14. BREAST DRILL MACHINE**



Item Code No.	Size	
	MM	Inch
ABM-WWT-1266	10	3/8
ABM-WWT-1267	12	1/2

**15. HAND DRILL MACHINE**



- Double Pinion Steel Drill Chuck Drive.
- Gears Smoothing Fitted.
- Cast Iron Body.
- With Wooden Handle.

Item Code No.	Size	
	Inch	MM
ABM-WWT-1363	1/4	6
ABM-WWT-1364	5/16	8
ABM-WWT-1365	3/8	10

## 16. HAND DRILL MACHINE (Special)



- Gears Smoothing Fitted.

Item Code No.	Size	
	Inch	MM
ABM-WWT-1361	1/4	6
ABM-WWT-1362	5/16	8

## 17. DRILL CHUCK



- 1/2" Drill Chuck With MT2-JT6 Drill Chuck Arbor.
- With Drill Chuck Key For Adjustments.

Item Code No.	Size (Inch)
ABM-WMT-1332	1/2"

## 18. PRONG DRIVE



Item Code No.	Size
ABM-WWT-1415	MT 1
ABM-WWT-1416	MT 2

## 19. CIRCLE CUTTER



- For Cutting Steel Metals , Wood, Plastic Hard Boards, Milled Steel, Copper And Aluminium Composition Materials.
- Supplied With M2 Tool Bit 1 Pc. And 1 H.S.S. Drill Bit.
- Hex Keys For Adjustments.
- The Speed Cutting Bits And Centering Points Are Replaceable.


Item Code No.	Size	
	Inch	MM
ABM-WWT-1325	4	100
ABM-WWT-1326	6	150
ABM-WWT-1327	8	200

## 20. LACE BOBBEN DRIVE



Item Code No.	Size
ABM-WWT-1403	MT 1
ABM-WWT-1404	MT 2

**21. FLAT WOOD BIT**



Item Code No.	Size (MM)
ABM-WMT-1349	10
ABM-WMT-1350	13
ABM-WMT-1351	14
ABM-WMT-1352	16
ABM-WMT-1353	19
ABM-WMT-1354	20
ABM-WMT-1355	22
ABM-WMT-1356	25
ABM-WMT-1357	28
ABM-WMT-1358	32
ABM-WMT-1359	35
ABM-WMT-1360	38

**22. MARKING GAUGE**



- Made From Polished Wood.
- Single Hardened Marking Spur.
- With Plastic Turn Screw.

Item Code No.	Size	
	Inch	MM
ABM-WWT-1405	3"	75
ABM-WWT-1406	6"	150
ABM-WWT-1407	9"	225


### 23. WOODEN MALLET



- Made From Polished Hard Wood.
- With Solid Head & Angled Striking Faces.
- Tapered Morticed Shaft.

Item Code No.	Size
ABM-WWT-1472	Mini
ABM-WWT-1473	Midi
ABM-WWT-1473a	Maxi


### 24. MITRE BOX



- Made From Polished Hard Wood.
- With Two 45° & One Side 90° Guide.

Item Code No.	Name Of Item	Size Length		Internal Width		Internal Height	
		Inch	MM	Inch	MM	Inch	MM
ABM-WWT-1408	Mini Mitre	5	125	2	50	1-3/8	35
ABM-WWT-1409	Midi Metre	6	150	2	50	1-3/8	35
ABM-WWT-1410	Maxi Mitre	9-3/16	230	2-3/4	70	2	50

## 25 MITRE SQUARE



- Polished Wood Stock.
- Blackened Steel Blade With 45 Angle Both Side.
- Fixed With Four Brass Rivets.

Item Code No.	Size	
	Inch	MM
ABM-WWT-1411	1	25
ABM-WWT-1412	1-3/16	30

## 26. PAINT MIXER



- Made Out Of Steel Sheet.
- Available in many colours.

Item Code No.	Size (MM)
ABM-WWT-1413	60 x 400
ABM-WWT-1414	80 x 400
Please Mention Colour While Placing Order	

**27. SPOKE SHAVE PLANE**



- Finest Iron Casting.
- High Carbon Steel Cutter (Hardened And Tempered).

Item Code No.	Blade Size		Length	
	MM	Inch	MM	Inch
ABM-WWT-1419	54	2-1/8	250	10

**28. SAW SET PLIER (German Type)**



- Made Of Malleable Steel And Painted.

Item Code No.	Size	
	Inch	MM
ABM-WWT-1417	7	175

**29. SAW SET PLIER (Pistol Type)**



- Made Of Aluminium Die Cast And Painted.

Item Code No.	Size	
	Inch	MM
ABM-WWT-1418	7	175

### 30. STAINLESS STEEL GOUGES



- Made Of Stainless Steel.
- Hardened & Ground.
- Set Of 3 Pcs

Item Code No.	Description
ABM-WMT-1421	Set Of 3 Pcs.

### 31. STAINLESS STEEL CHISELS



- Made Of Stainless Steel.
- Hardened & Ground.
- Set Of 3 Pcs

Item Code No.	Description
ABM-WMT-1420	Set Of 3 Pcs.

### 32. WOOD WORKING CHISELS



- Blade size marked for easy user selection.
- Blade forged from top quality Chrome Vanadium Steel.
- Accurately hardened tempered and ground on all faces and edges.
- Beveled blade can be re-sharpened .
- Blade firmly locked into an ergonomic moulded grip handle.
- Blade size marked for easy user selection.

Item Code No.	Blade Width	
	Inch	MM
ABM-WWT-1434	5/32	4
ABM-WWT-1435	1/4	6
ABM-WWT-1436	5/16	8
ABM-WWT-1437	3/8	10
ABM-WWT-1438	15/32	12
ABM-WWT-1439	1/2	13
ABM-WWT-1440	9/16	14
ABM-WWT-1441	5/8	16
ABM-WWT-1442	23/32	18
ABM-WWT-1443	3/4	19
ABM-WWT-1444	25/32	20
ABM-WWT-1445	7/8	22
ABM-WWT-1446	15/16	24
ABM-WWT-1447	1	25
ABM-WWT-1448	1-1/32	26
ABM-WWT-1449	1-7/64	28
ABM-WWT-1450	1-3/16	30
ABM-WWT-1451	1-1/4	32
ABM-WWT-1452	1-13/32	36
ABM-WWT-1453	1-1/2	38
ABM-WWT-1454	A set of 3 containing one each of 1/2" (13 mm), 3/4"(19mm), & 1" (25mm) Chisels.	

ABM-WWT-1455	A set of 4 containing one each of 1/4" (6mm), 1/2" (13 mm), 3/4"(19mm) & 1" (25mm) Chisels.
ABM-WWT-1456	A set of 5 containing one each of 1/4" (6mm), 3/8"(10mm), 1/2" (13 mm), 3/4"(19mm) & 1" (25mm) Chisels.
ABM-WWT-1457	A set of 6 containing one each of 1/4" (6mm), 3/8"(10mm), 1/2" (13 mm), 3/4"(19mm) , 1" (25mm) & 1.1/4"(32mm) Chisels.

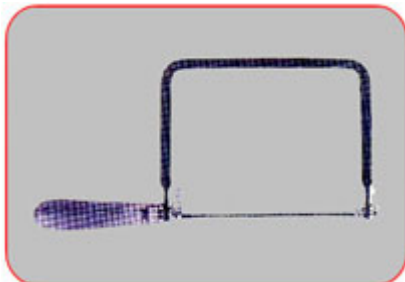
### 33. MINIATURE CHISELS TOOL KITS (HSS)



- Set Of 5 Pcs.
- Packed In Wooden Box.

Item Code No.	Description
ABM-WMT-1369	Set Of 5 Pcs.


### 34. COPING SAW FRAME



- Designed For Cutting Shapes in Wood.
- Powder Coated Frame.
- Shatter Proof Blades.

Item Code No.	Blade Size (MM)
ABM-WMT-1329	170 x 3 x 0.55

### 35. COPING SAW BLADE



- Perfectly Designed Teeth Fast And Smooth Cutting.
- Accurately Heat Treated For Toughness & Longer Cutting Life.
- Shatter Proof For Safety.
- Blade Size : 170 x 3 x 0.55 mm.

Item Code No.	Blade Size (MM)
ABM-WMT-1328	170 x 3 x 0.55

### 36. WOOD SAW



- Plastic Handle.
- Superior Quality Carbon steel Blade
- Handle made from fine quality.
- Especially Designed handle for easy grip.

Item Code No.	Size (Inches)
ABM-WWT-1458	12
ABM-WWT-1458a	14
ABM-WWT-1458b	16
ABM-WWT-1458c	18
ABM-WWT-1458d	20
ABM-WWT-1458e	22
ABM-WWT-1458f	24

**37. C or G CLAMP (Drop Forged)**



- General Purpose Clamp For Application In Metal Working, Fabrication And Welding Works.
- Also available in Malleable Iron Body.
- Drop Forged With Strong Ribbed Body.
- Screw Made Of Steel.
- Copper Finish Screw.
- Also Available in Mini Series.
- Available in Standard & Heavy Duty.
- Finish : Normal Painted / Wrinkle Painted.

Item Code No. Standard	Item Code No. Heavy Duty	Size	
		MM	Inch
ABM-WWT-1268	--	25	1
ABM-WWT-1269	ABM-WWT-1279	50	2
ABM-WWT-1270	ABM-WWT-1280	75	3
ABM-WWT-1271	ABM-WWT-1281	100	4
ABM-WWT-1272	ABM-WWT-1282	125	5
ABM-WWT-1273	ABM-WWT-1283	150	6
ABM-WWT-1274	ABM-WWT-1284	200	8
ABM-WWT-1275	ABM-WWT-1285	250	10
ABM-WWT-1276	ABM-WWT-1286	300	12
ABM-WWT-1277	ABM-WWT-1287	350	14
ABM-WWT-1278	ABM-WWT-1288	450	18

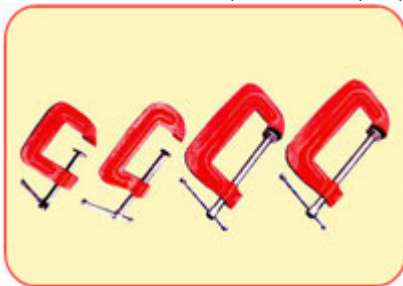
**38. C or G CLAMP (Ductile)**



- Frame made from ductile cast iron.
- Steel Screws with Sliding T Bar Handle Swivel Shoes.

Item Code No.	Capacity	
	Inch	MM
ABM-WWT-1289	3	75
ABM-WWT-1290	4	100
ABM-WWT-1291	5	125
ABM-WWT-1291a	6	150
ABM-WWT-1291b	8	200
ABM-WWT-1292	10	250
ABM-WWT-1293	12	300
ABM-WWT-1293a	14	350

**39. C or G CLAMP (Sheeted) (Welded / Pressed)**



- Special Quality Steel Sheet With Steel Screw.

Item Code No.	Capacity	
	Inch	MM
ABM-WWT-1300	1	25
ABM-WWT-1301	2	50
ABM-WWT-1302	2-1/2	63
ABM-WWT-1303	3	75
ABM-WWT-1303b	4	100
ABM-WWT-1303c	5	125


**40. T BAR CRAMPS**



- 'T' made From Steel.
- Cast Iron Jaws.
- Chrome Plated Spindle.
- Also available 'I' Clamp.
- Head & Slide Made Out Of C.I. Or Malleable Iron.
- Acme thread for Smooth Running.
- While placing order please mention Cast Iron Jaws or Malleable Steel Jaws.

Item Code No.	Size	
	Feet	MM
ABM-WWT-1422	2'	600
ABM-WWT-1423	2-1/2'	750
ABM-WWT-1424	3'	900
ABM-WWT-1425	3-1/2'	1050
ABM-WWT-1426	4'	1200
ABM-WWT-1427	4-1/2'	1350
ABM-WWT-1428	5'	1500
ABM-WWT-1429	5-1/2'	1650
ABM-WWT-1430	6'	1800
ABM-WWT-1431	6-1/2'	1950
ABM-WWT-1432	7'	2100
ABM-WWT-1433	8'	2400


#### 41. CORNER CLAMPS



- Aluminium Alloy Die Cast Body.
- With Steel Screw.


Item Code No.	Size	
	Inch	MM
ABM-WWT-1330	3	75
ABM-WWT-1331	4	100

**42. F CLAMPS (Bar Cramps)**



Item Code No.	Size (MM)
ABM-WMT-1340	50 x 100
ABM-WMT-1341	50 x 150
ABM-WMT-1342	50 x 200
ABM-WMT-1343	80 x 150
ABM-WMT-1344	80x 200
ABM-WMT-1345	120 x 200
ABM-WMT-1346	120 x 250
ABM-WMT-1347	120 x 500
ABM-WMT-1348	120 x 800

**43. WOODWORKING VICE**



- Cast Iron Frame With Steel Spindle.
- Cast Iron Jaws.
- Chrome Plated Spindle.

Item Code No.	Size	
	Inch	MM
ABM-WWT-1466	6	150
ABM-WWT-1467	7	175
ABM-WWT-1468	8	200
ABM-WWT-1469	9	225
ABM-WWT-1470	10	250
ABM-WWT-1471	12	300